



Session 1

Program & participant introduction

Boat preparation / safety gear

Technology



The 2014 "Beyond the bay" program

Introductions - ORCV



- Presenters background
- Other ORCV key people

Beyond the bay 2014

Introductions - Participants



- Participant background
- Participant expectations & future plans
- Question – did people all go to roadshows ?



Beyond the bay objectives



- Provide the knowledge, support and opportunity for cruisers and bay sailors to venture “beyond the bay”
- In doing so, the ORCV hope to
 - “Give back” to the sailing community
 - Build partnerships with local yacht clubs
 - Build awareness and profile of the ORCV
 - Hopefully lift participation in future ORCV races



Program of events



- Five evening training sessions
 - 12/5 Program introduction, boat preparation/safety gear, Technology
 - 28/7 Crew preparation, management, operating procedures and training. Focus on getting to the start.
 - 11/8 Practical radio operations including on shore tracking
 - 25/8 Night sailing, watch keeping, provisioning
 - 15/9 Weather, tides and basic navigation
- Two weekend participation events
 - 11-12/10 Over night bay navigator's challenge (culminating in BBQ/debrief)
 - 22/11 Latitude Challenge – starting Queenscliff, outside the Heads and return to Blairgowrie YC for dinner and “graduation”



ORCV Mentors



ORCV mentors will be available

- Pre event
- During events – on board if you wish
- Post event
- For Skippers and Crew



Graduation and awards



- In order to “graduate”, and hence earn the right to wear your “Beyond the bay” shirt, you must:
 - Participate in at least five events including the Latitude challenge
 - Honors will be awarded to those who complete all seven events
- Each challenge event will have one or more trophies awarded



Beyond the bay 2014




Part 2

Boat preparation

Safety gear according to the YA “Blue Book”



The 2014 “Beyond the bay” program



Yacht Preparation



- Minimum standards in the 2013-2016 YA Special Regulations (Blue book)
 - Different depending on race category
- Together with good seamanship, common sense and experience



<http://www.yachting.org.au/wp-content/uploads/2013/10/130828-2013-16-special-regulations-part-1-keelboats.pdf>



Beyond the bay 2014

Categories 3 & 4



Cat 4 - Short, offshore passage close to shore in warm and/or protected waters. (normally in daylight)

Cat 3 – Offshore passage across open water which is close to the shoreline



Interpreting the Blue book



- The number on the right hand side represents the category, eg Cat3 Off shore requirement is shown below for flares

4.22.1 Pyrotechnic signals conforming to AS 2092 or higher (e.g. SOLAS LSA Code Chapter III Visual Signals) stored in waterproof container(s) shall be provided. The age of all pyrotechnics shall not exceed the manufacturer's expiry date.

1	2	3	4	5
---	---	---	---	---

Red parachute flares	Red hand flares	White hand flares *	Orange smoke	
6	4	2	4	1
4	4	2	4	2 3
	2	2	2	4
	2		2	5

Beyond the bay 2014

Safety gear



- Some things you just need to buy
- Some things you can hire
- Some you can borrow
- But make sure it works
- And that you know how to use it
- Make sure they are in service (date)
- Some need formal registration (eg PLBs)



Beyond the bay 2014

Section 3.1 Structure & Stability



- Centreboard/daggerboards not open to the interior
- Stability – Simplest method for Category 3 & 4 is Screening Value (SV) ≤ 10 .
 $SV = 2.83 \times LOA / \text{Displacement}$
eg. Compass 28
 $SV = 2.83 \times 8.5 / 3.3 = 7.3 = \text{PASS}$

LOA	Displacement	SV
8.5	3.3	7.29

Beyond the bay 2014

Section 3.2 Fixed Equipment



- Two exits, one forward of the mast.
- Cockpit Volumes.
 - Cruisers should not have a problem.
 - Race boats can consult ORCV if in doubt.

Beyond the bay 2014

Section 3.2 Fixed Equipment



- Companionway -
 - Can be blocked off level with sheerline
 - Washboards/hatch secured in place, operable from [above or below](#) and attached with lanyard(s)
 - Permit exit when inverted.
 - Operate independent of blocking devices.(Cat 3).



Section 3.2 Fixed Equipment



- KEEL stepped Mast must be secured to the Step.



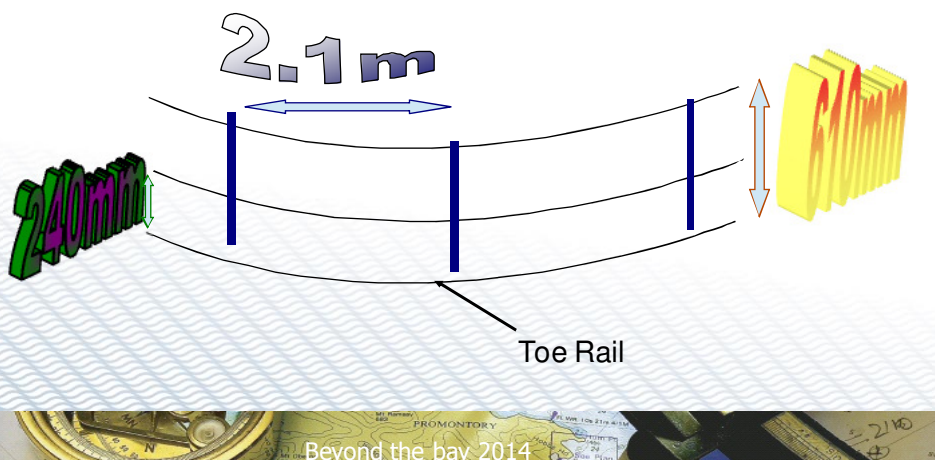
Section 3.2 Fixed Equipment



- Lifelines required.
 - Continuous and tight (<50mm deflection).
 - Stanchions/supports < 2.2m apart
 - Min height 600mm (450mm where LOA<8.5m)
 - Vertical openings < 380mm
 - Lower lifeline > 230mm above deck
 - Stainless steel, uncoated



Does this comply?



Section 3.2 Fixed Equipment



- Toe rail. > 25mm forward of the mast. (20mm if pre-1981)
- Head or “fitted bucket”
- Bunks for half the crew.
- Galley
 - With gimballed stove (safely operated in a seaway).
- 2.5 litres/crew fresh water (+ 9 litres emergency)
- One bilge pump (operable with seats, hatches companionway closed – cat 3).



Section 3.2 Fixed Equipment



Independent, magnetic steering compass



Section 3.2 Fixed Equipment



- Nav lights – IRPCAS compliant and above toe rail , with spare bulbs for non multi-LED (Cat 3)
- Permanently mounted engine and adequate fuel
- Permanently installed VHF radio (DSC?) with mast head antenna and spare antenna.
- Sealed batteries



Reserve Nav lights, separately powered



Waterproof, Hand Held VHF? (Cat 3)




Beyond the bay 2014

Separate, heavy duty cloth with sail number.



Beyond the bay 2014

Clipping points covering above deck working areas.



Beyond the bay 2014

Section 4 Equipment



- Jackstays (Cat 3) wire, spectra or webbing.
- 2 fire extinguishers
- Second anchor & tackle and Primary anchor shackled to the ground tackle
- Two waterproof flashlights with spare bulbs and batteries.

Beyond the bay 2014

Section 4 Equipment



- A copy of the IRPCAS
- “Permanently installed” GPS
- Depth sounder and log.
- Bosuns chair
- EPIRB, [registered](#) (Cat 3)

Beyond the bay 2014

Lifebouy with light and drogue



Beyond the bay 2014

Emergency tiller



- and arrangements for emergency steering which have been trialled.

Beyond the bay 2014

Simple emergency steering

